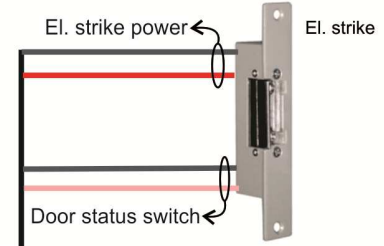
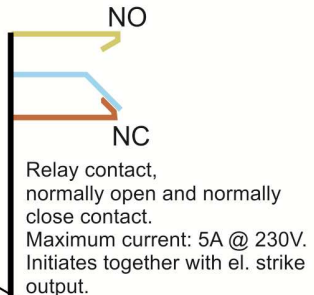
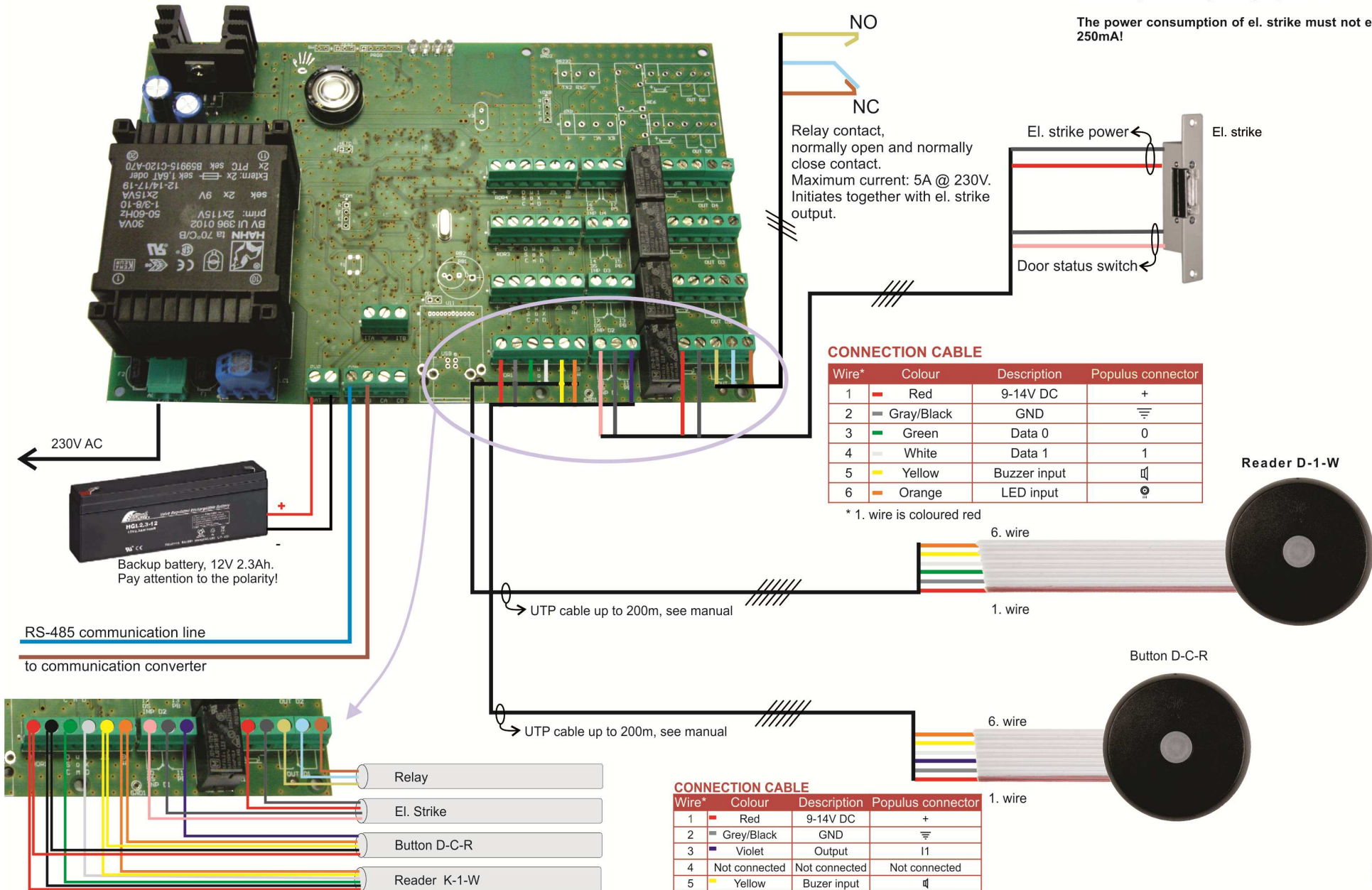


# Wiring Diagram: Reader K-1-W with Populus

Use 12V DC el. strike only!

Check the polarity (+ -)! An improperly connected el. strike can permanently damage Spider W5!


The power consumption of el. strike must not exceed 250mA!



### CONNECTION CABLE

Wire*	Colour	Description	Populus connector
1	Red	9-14V DC	+
2	Gray/Black	GND	⏏
3	Green	Data 0	0
4	White	Data 1	1
5	Yellow	Buzzer input	🔊
6	Orange	LED input	💡

\* 1. wire is coloured red



### CONNECTION CABLE

Wire*	Colour	Description	Populus connector
1	Red	9-14V DC	+
2	Grey/Black	GND	⏏
3	Violet	Output	I1
4	Not connected	Not connected	Not connected
5	Yellow	Buzer input	🔊
6	Orange	LED input	💡

\* 1. wire is coloured red