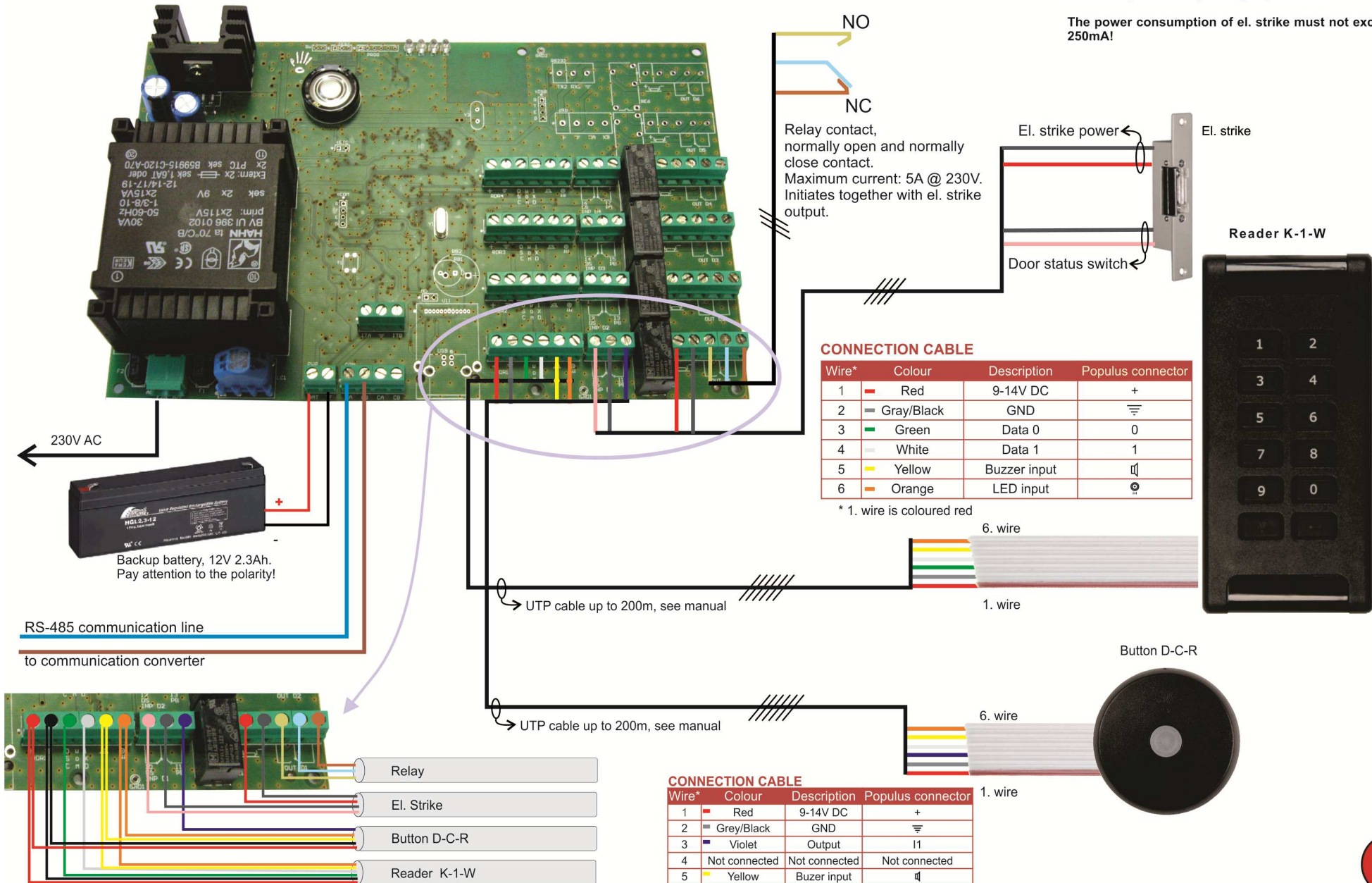


Wiring Diagram: Reader K-1-W with Populus

Use 12V DC el. strike only!

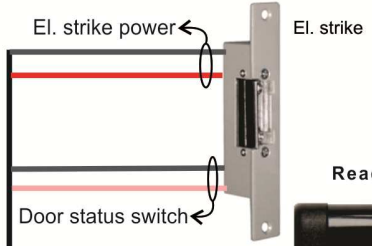
Check the polarity (+ -)! An improperly connected el. strike can permanently damage Spider W5!

The power consumption of el. strike must not exceed 250mA!



NO
NC

Relay contact, normally open and normally close contact. Maximum current: 5A @ 230V. Initiates together with el. strike output.

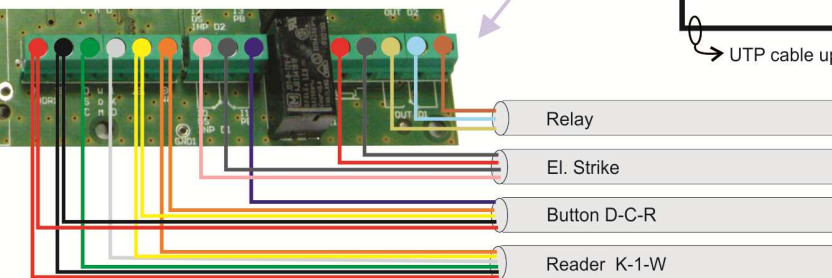


CONNECTION CABLE

Wire*	Colour	Description	Populus connector
1	Red	9-14V DC	+
2	Gray/Black	GND	⏏
3	Green	Data 0	0
4	White	Data 1	1
5	Yellow	Buzzer input	🔊
6	Orange	LED input	💡

* 1. wire is coloured red

RS-485 communication line
to communication converter



CONNECTION CABLE

Wire*	Colour	Description	Populus connector
1	Red	9-14V DC	+
2	Grey/Black	GND	⏏
3	Violet	Output	I1
4	Not connected	Not connected	Not connected
5	Yellow	Buzer input	🔊
6	Orange	LED input	💡

* 1. wire is coloured red